

and **Chun-Wei Yao**, Department of Mechanical Engineering, Lamar University, Beaumont, TX 77710, USA
Address: Department of Mechanical Engineering, Lamar University, Beaumont, TX 77710, USA
Email: phe@lamar.edu
Email: cwao@lamar.edu
(Received 23 March 2019; accepted 27 July 2019)

Abstract


The experimental setup is shown in Figure 1. The test cell consists of a cylindrical chamber (CAH) with a diameter of 4 cm and a length of 30 cm. The chamber is filled with a porous medium (PTFE) and is surrounded by a thermal insulation layer (T). The chamber is connected to a flow system (C) and a pressure measurement system (P). The flow system consists of a pump (P) and a flowmeter (F). The pressure measurement system consists of a pressure transducer (PT) and a data acquisition system (DAS). The test cell is equipped with a temperature measurement system (T) and a data acquisition system (DAS). The test cell is surrounded by a thermal insulation layer (T). The chamber is filled with a porous medium (PTFE) and is surrounded by a thermal insulation layer (T). The chamber is connected to a flow system (C) and a pressure measurement system (P). The flow system consists of a pump (P) and a flowmeter (F). The pressure measurement system consists of a pressure transducer (PT) and a data acquisition system (DAS). The test cell is equipped with a temperature measurement system (T) and a data acquisition system (DAS).

Experimental setup

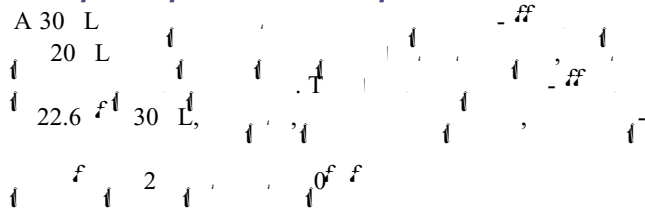
The experimental setup is shown in Figure 1. The test cell consists of a cylindrical chamber (CAH) with a diameter of 4 cm and a length of 30 cm. The chamber is filled with a porous medium (PTFE) and is surrounded by a thermal insulation layer (T). The chamber is connected to a flow system (C) and a pressure measurement system (P). The flow system consists of a pump (P) and a flowmeter (F). The pressure measurement system consists of a pressure transducer (PT) and a data acquisition system (DAS). The test cell is equipped with a temperature measurement system (T) and a data acquisition system (DAS). The test cell is surrounded by a thermal insulation layer (T). The chamber is filled with a porous medium (PTFE) and is surrounded by a thermal insulation layer (T). The chamber is connected to a flow system (C) and a pressure measurement system (P). The flow system consists of a pump (P) and a flowmeter (F). The pressure measurement system consists of a pressure transducer (PT) and a data acquisition system (DAS). The test cell is equipped with a temperature measurement system (T) and a data acquisition system (DAS).

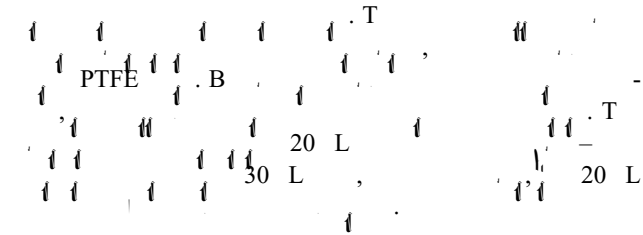
$(S_L) = 5 \text{ N/}$, $(S_L) = -80 \text{ N/}$, $(S_L) = 50 \text{ N/}$, $(S_L) = -10 \text{ N/}$. T
 F. 2() F. 2() F. 2() F. 2()
 F. 2() B

$(S_L) = 49.2 \text{ E}$




A 30 µL droplet on a tilted plate





Concluding remarks



Supplementar material

Supplemental material is available for this article. Visit <https://doi.org/10.1557/jnm.2019.92> for more information.

Acknowledgments

This work was supported by the National Natural Science Foundation of China (REG) A (LU), the National Natural Science Foundation of China (CAPM) L (U), the National Natural Science Foundation of China (TACC) UT (A), the National Natural Science Foundation of China (CICE) L (U), the National Natural Science Foundation of China (D.H.), the National Natural Science Foundation of China (M.P.), the National Natural Science Foundation of China (IT) I (D), the National Natural Science Foundation of China (M.C.), the National Natural Science Foundation of China (HPC), and the National Natural Science Foundation of China (HPC).

References

1. H.B. E a, D.J.C.M. f Ma, and J.M. O: C ac a h; ; ; a da; a a d a ca. *Colloid Polym. Sci* **291**, 247 (2013).

2. R. D, M. Ha, V. Th, R. B h; b, a d V. S; ; C ac a h; ; ; a h b c ac; . *Soft Matter* **7**, 9380 (2011).
3. L.C. Ga a d T.J. McCa h: C ac a h; ; ; a d. *Langmuir* **22**, 6234 (2006).
4. J.W. Gbb, H.A. B; ad, a d R.G. Va Na; : *The Scientific Papers of J. Willard Gibbs* (L a, G; a d C a, N; - Y a d B ba, 1906), . 288.
5. L. B a a d A.W. N; a : G; a a h; ca ca h; ca a. *J. Chem. Phys.* **66**, 5464 (1977).
6. N.L. G; h; d a d R.J. G d: L; a d h; ; a ac; ; b a; b a d. *J. Theor. Biol.* **17**, 246 (1967).
7. R.J. G d a d M.N. K : Th; ; c d ; c ac a. *J. Colloid Interface Sci.* **71**, 283 (1979).
8. J. D; c a d J.D. M ; Th; ; c ac; h; ; ; d - ; ; a d h; fl a fi; a c; . *Colloids Surf.* **69**, 35 (1992).
9. J. D; c a d J.D. M ; Th; ; /; d - ; ; h; ; - h a; - ; . *Particul. Sci. Technol.* **10**, 1 (1992).